


**Summary Institution-Level Pass Rate Data: *Traditional Teacher Preparation Program Within IHE***

		<b>HEOA - Title II 2018 - 2019 Academic Year</b>			
<b>Institution Name</b>		THE CATHOLIC UNIVERSITY			
<b>Institution Code</b>		5104			
<b>State</b>		District of Columbia			
		<b><i>Number Taking Assessment<sup>1</sup></i></b>	<b><i>Number Passing Assessment<sup>2</sup></i></b>	<b><i>Institutional Pass Rate</i></b>	<b><i>Number Taking Assessment<sup>1</sup></i></b>
<b><i>Group</i></b>					
All program completers, 2018-19		23	23	100%	175
All program completers, 2017-18		20	20	100%	185
All program completers, 2016-17		26	24	92%	211

Note: In cases where there are less than ten students taking the assessment or license/certificate, the number passing and pass rate are not reported.

<sup>1</sup> Number of completers taking one or more assessments within their area of specialization.

<sup>2</sup> Summary level “Number Taking Assessment” may differ from assessment level “Number Taking Assessment” because each student is counted once at the summary multiple assessments at the assessment level.


# Summary Institution-Level Pass Rate Data: *Traditional Teacher Preparation Program Within IHE*

February 3, 2020

<b>Statewide</b>	
<b><i>Number Passing Assessment<sup>2</sup></i></b>	<b><i>Statewide Pass Rate</i></b>
138	79%
143	77%
171	81%


level but may be counted in

**Single Assessment Institution-Level Pass Rate Data: Traditional Teacher Preparation Program Within IHE**


	<b>HEOA - Title II 2018 - 2019 Academic Year</b>
	<b>Institution Name</b> THE CATHOLIC UNIVERSITY
	<b>Institution Code</b> 5104
	<b>State</b> District of Columbia

Assessment Information <sup>1</sup>	Group	Number Taking Assessment	Number Passing Assessment	Institutional Pass Rate	Institutional Average Scaled Score	Assessment Cut Score <sup>2</sup>	Statewide		
							Number Taking Assessment	Number Passing Assessment	Statewide Pass Rate
<b>ART CONTENT KNOWLEDGE (5134)</b>  Test Company: ETS Score Range: 100-200	All enrolled students who have completed all nonclinical courses, 2018-19								
	Other enrolled students, 2018-19								
	All program completers, 2018-19								
	All program completers, 2017-18								
	All program completers, 2016-17						1		
<b>BIOLOGY CONTENT KNOWLEDGE (0235)</b>  Test Company: ETS Score Range: 100-200	All enrolled students who have completed all nonclinical courses, 2018-19								
	Other enrolled students, 2018-19						1		
	All program completers, 2018-19						2		
	All program completers, 2017-18						2		
	All program completers, 2016-17						5		
<b>CHEMISTRY CONTENT KNOWLEDGE (0245)</b>  Test Company: ETS Score Range: 100-200	All enrolled students who have completed all nonclinical courses, 2018-19								
	Other enrolled students, 2018-19								
	All program completers, 2018-19						1		
	All program completers, 2017-18								
	All program completers, 2016-17								
<b>CHINESE (MANDARIN) WORLD LANGUAGE (5665)</b>  Test Company: ETS Score Range: 100-200	All enrolled students who have completed all nonclinical courses, 2018-19								
	Other enrolled students, 2018-19								
	All program completers, 2018-19								
	All program completers, 2017-18						1		
	All program completers, 2016-17								


**Single Assessment Institution-Level Pass Rate Data: Traditional Teacher Preparation Program Within IHE**

		<b>HEOA - Title II 2018 - 2019 Academic Year</b>					<b>Statewide</b>			
<b>Institution Name</b>		<b>THE CATHOLIC UNIVERSITY</b>								
<b>Institution Code</b>		<b>5104</b>								
<b>State</b>		<b>District of Columbia</b>								
<b>Assessment Information<sup>1</sup></b>	<b>Group</b>	<b>Number Taking Assessment</b>	<b>Number Passing Assessment</b>	<b>Institutional Pass Rate</b>	<b>Institutional Average Scaled Score</b>	<b>Assessment Cut Score<sup>2</sup></b>	<b>Number Taking Assessment</b>	<b>Number Passing Assessment</b>	<b>Statewide Pass Rate</b>	
<b>CORE ACADEMIC SKILLS FOR ED: MATH (5732)</b>  <i>Test Company: ETS</i> <i>Score Range: 100-200</i>	All enrolled students who have completed all nonclinical courses, 2018-19						15	8	53%	
	Other enrolled students, 2018-19	4				150	116	94	81%	
	All program completers, 2018-19	16	16	100%	175	150	155	132	85%	
	All program completers, 2017-18	17	17	100%	167	150	161	139	86%	
	All program completers, 2016-17	21	21	100%	173	150	159	137	86%	
<b>CORE ACADEMIC SKILLS FOR ED: READING (5712)</b>  <i>Test Company: ETS</i> <i>Score Range: 100-200</i>	All enrolled students who have completed all nonclinical courses, 2018-19						15	11	73%	
	Other enrolled students, 2018-19	4				156	120	113	94%	
	All program completers, 2018-19	16	16	100%	188	156	155	146	94%	
	All program completers, 2017-18	17	17	100%	180	156	160	154	96%	
	All program completers, 2016-17	21	21	100%	186	156	158	152	96%	
<b>CORE ACADEMIC SKILLS FOR ED: WRITING (5722)</b>  <i>Test Company: ETS</i> <i>Score Range: 100-200</i>	All enrolled students who have completed all nonclinical courses, 2018-19						15	11	73%	
	Other enrolled students, 2018-19	42	39	93%	175	162	204	185	91%	
	All program completers, 2018-19	22	22	100%	179	162	165	147	89%	
	All program completers, 2017-18	18	18	100%	174	162	165	150	91%	
	All program completers, 2016-17	22	22	100%	177	162	158	145	92%	
<b>EARLY CHILDHOOD CONTENT KNOWLEDGE (5022)</b>  <i>Test Company: ETS</i> <i>Score Range: 100-200</i>	All enrolled students who have completed all nonclinical courses, 2018-19						1			
	Other enrolled students, 2018-19									
	All program completers, 2018-19						1			
	All program completers, 2017-18						3			
	All program completers, 2016-17	1				165	10	10	100%	


**Single Assessment Institution-Level Pass Rate Data: Traditional Teacher Preparation Program Within IHE**

		<b>HEOA - Title II 2018 - 2019 Academic Year</b>					<b>Statewide</b>			
<b>Institution Name</b>		<b>THE CATHOLIC UNIVERSITY</b>								
<b>Institution Code</b>		<b>5104</b>								
<b>State</b>		<b>District of Columbia</b>								
<b>Assessment Information<sup>1</sup></b>	<b>Group</b>	<b>Number Taking Assessment</b>	<b>Number Passing Assessment</b>	<b>Institutional Pass Rate</b>	<b>Institutional Average Scaled Score</b>	<b>Assessment Cut Score<sup>2</sup></b>	<b>Number Taking Assessment</b>	<b>Number Passing Assessment</b>	<b>Statewide Pass Rate</b>	
<b>EARLY CHILDHOOD EDUCATION (5025)</b>  Test Company: ETS Score Range: 100-200	All enrolled students who have completed all nonclinical courses, 2018-19						4			
	Other enrolled students, 2018-19	4				156	13	13	100%	
	All program completers, 2018-19	2				156	17	14	82%	
	All program completers, 2017-18	5				156	22	19	86%	
	All program completers, 2016-17	2				156	5			
<b>ELEM ED MULTI SUBJ MATHEMATICS (DISC) (5033)</b>  Test Company: ETS Score Range: 100-200	All enrolled students who have completed all nonclinical courses, 2018-19									
	Other enrolled students, 2018-19									
	All program completers, 2018-19									
	All program completers, 2017-18						2			
	All program completers, 2016-17						1			
<b>ELEM ED MULTI SUBJ MATHEMATICS (5003)</b>  Test Company: ETS Score Range: 100-200	All enrolled students who have completed all nonclinical courses, 2018-19						4			
	Other enrolled students, 2018-19	8				157	50	45	90%	
	All program completers, 2018-19	12	12	100%	182	157	62	58	94%	
	All program completers, 2017-18	7				157	66	64	97%	
	All program completers, 2016-17	8				157	59	56	95%	
<b>ELEM ED MULTI SUBJ READING LANG ARTS (DISC) (5032)</b>  Test Company: ETS Score Range: 100-200	All enrolled students who have completed all nonclinical courses, 2018-19									
	Other enrolled students, 2018-19									
	All program completers, 2018-19									
	All program completers, 2017-18						2			
	All program completers, 2016-17						1			


**Single Assessment Institution-Level Pass Rate Data: Traditional Teacher Preparation Program Within IHE**

		<p align="center"><b>HEOA - Title II 2018 - 2019 Academic Year</b></p>					<p align="center"><b>Statewide</b></p>			
<b>Institution Name</b> <b>Institution Code</b> <b>State</b>		<p align="center">THE CATHOLIC UNIVERSITY 5104 District of Columbia</p>								
<i>Assessment Information</i> <sup>1</sup>	<i>Group</i>	<i>Number Taking Assessment</i>	<i>Number Passing Assessment</i>	<i>Institutional Pass Rate</i>	<i>Institutional Average Scaled Score</i>	<i>Assessment Cut Score</i> <sup>2</sup>	<i>Number Taking Assessment</i>	<i>Number Passing Assessment</i>	<i>Statewide Pass Rate</i>	
<b>ELEM ED MULTI SUBJ READING LANG ARTS (5002)</b>  <i>Test Company: ETS</i> <i>Score Range: 100-200</i>	All enrolled students who have completed all nonclinical courses, 2018-19						4			
	Other enrolled students, 2018-19	8				157	50	42	84%	
	All program completers, 2018-19	12	12	100%	173	157	62	60	97%	
	All program completers, 2017-18	7				157	66	62	94%	
	All program completers, 2016-17	8				157	58	54	93%	
<b>ELEM ED MULTI SUBJ SCIENCES (DISC) (5035)</b>  <i>Test Company: ETS</i> <i>Score Range: 100-200</i>	All enrolled students who have completed all nonclinical courses, 2018-19									
	Other enrolled students, 2018-19									
	All program completers, 2018-19									
	All program completers, 2017-18						2			
	All program completers, 2016-17						1			
<b>ELEM ED MULTI SUBJ SCIENCES (5005)</b>  <i>Test Company: ETS</i> <i>Score Range: 100-200</i>	All enrolled students who have completed all nonclinical courses, 2018-19						4			
	Other enrolled students, 2018-19	8				159	49	38	78%	
	All program completers, 2018-19	12	12	100%	172	159	62	57	92%	
	All program completers, 2017-18	7				159	66	56	85%	
	All program completers, 2016-17	8				159	58	53	91%	
<b>ELEM ED MULTI SUBJ SOCIAL STUDIES (DISC) (5034)</b>  <i>Test Company: ETS</i> <i>Score Range: 100-200</i>	All enrolled students who have completed all nonclinical courses, 2018-19									
	Other enrolled students, 2018-19									
	All program completers, 2018-19									
	All program completers, 2017-18						2			
	All program completers, 2016-17						1			

**Single Assessment Institution-Level Pass Rate Data: Traditional Teacher Preparation Program Within IHE**


		<b>HEOA - Title II 2018 - 2019 Academic Year</b>					<b>Statewide</b>			
<b>Institution Name</b> <b>Institution Code</b> <b>State</b>		<b>THE CATHOLIC UNIVERSITY</b> <b>5104</b> <b>District of Columbia</b>								
<b>Assessment Information<sup>1</sup></b>		<b>Group</b>	<b>Number Taking Assessment</b>	<b>Number Passing Assessment</b>	<b>Institutional Pass Rate</b>	<b>Institutional Average Scaled Score</b>	<b>Assessment Cut Score<sup>2</sup></b>	<b>Number Taking Assessment</b>	<b>Number Passing Assessment</b>	<b>Statewide Pass Rate</b>
<b>ELEM ED MULTI SUBJ SOCIAL STUDIES (5004)</b>  <i>Test Company: ETS</i> <i>Score Range: 100-200</i>	All enrolled students who have completed all nonclinical courses, 2018-19							4		
	Other enrolled students, 2018-19		8				155	50	41	82%
	All program completers, 2018-19		12	12	100%	174	155	62	58	94%
	All program completers, 2017-18		7				155	66	58	88%
	All program completers, 2016-17		8				155	57	52	91%
<b>ENGLISH LANGUAGE ARTS: CK (5038)</b>  <i>Test Company: ETS</i> <i>Score Range: 100-200</i>	All enrolled students who have completed all nonclinical courses, 2018-19									
	Other enrolled students, 2018-19							3		
	All program completers, 2018-19		1				167	9		
	All program completers, 2017-18		1				167	6		
	All program completers, 2016-17		4				167	18	17	94%
<b>ENGLISH TO SPEAKERS OF OTHER LANGUAGES (DISC) (5361)</b>  <i>Test Company: ETS</i> <i>Score Range: 100-200</i>	All enrolled students who have completed all nonclinical courses, 2018-19									
	Other enrolled students, 2018-19									
	All program completers, 2018-19									
	All program completers, 2017-18									
	All program completers, 2016-17							5		
<b>ENGLISH TO SPEAKERS OF OTHER LANGUAGES (5362)</b>  <i>Test Company: ETS</i> <i>Score Range: 100-200</i>	All enrolled students who have completed all nonclinical courses, 2018-19									
	Other enrolled students, 2018-19							1		
	All program completers, 2018-19							2		
	All program completers, 2017-18							4		
	All program completers, 2016-17							2		

**Single Assessment Institution-Level Pass Rate Data: Traditional Teacher Preparation Program Within IHE**


		<b>HEOA - Title II 2018 - 2019 Academic Year</b>					<b>Statewide</b>			
<b>Institution Name</b>		<b>THE CATHOLIC UNIVERSITY</b>								
<b>Institution Code</b>		<b>5104</b>								
<b>State</b>		<b>District of Columbia</b>								
<b>Assessment Information<sup>1</sup></b>	<b>Group</b>	<b>Number Taking Assessment</b>	<b>Number Passing Assessment</b>	<b>Institutional Pass Rate</b>	<b>Institutional Average Scaled Score</b>	<b>Assessment Cut Score<sup>2</sup></b>	<b>Number Taking Assessment</b>	<b>Number Passing Assessment</b>	<b>Statewide Pass Rate</b>	
<b>FRENCH WORLD LANGUAGE (5174)</b>  Test Company: ETS Score Range: 100-200	All enrolled students who have completed all nonclinical courses, 2018-19									
	Other enrolled students, 2018-19						1			
	All program completers, 2018-19						1			
	All program completers, 2017-18						1			
	All program completers, 2016-17									
<b>GENERAL SCI CONTENT KNOWLEDGE (0435)</b>  Test Company: ETS Score Range: 100-200	All enrolled students who have completed all nonclinical courses, 2018-19									
	Other enrolled students, 2018-19									
	All program completers, 2018-19						2			
	All program completers, 2017-18						4			
	All program completers, 2016-17									
<b>HEALTH AND PE (DISC) (5856)</b>  Test Company: ETS Score Range: 100-200	All enrolled students who have completed all nonclinical courses, 2018-19									
	Other enrolled students, 2018-19									
	All program completers, 2018-19									
	All program completers, 2017-18									
	All program completers, 2016-17						1			
<b>HEALTH AND PE (5857)</b>  Test Company: ETS Score Range: 100-200	All enrolled students who have completed all nonclinical courses, 2018-19									
	Other enrolled students, 2018-19									
	All program completers, 2018-19						1			
	All program completers, 2017-18						1			
	All program completers, 2016-17						1			




**Single Assessment Institution-Level Pass Rate Data: Traditional Teacher Preparation Program Within IHE**

		<b>HEOA - Title II 2018 - 2019 Academic Year</b>					<b>Statewide</b>			
<b>Institution Name</b>		<b>THE CATHOLIC UNIVERSITY</b>								
<b>Institution Code</b>		<b>5104</b>								
<b>State</b>		<b>District of Columbia</b>								
<b>Assessment Information<sup>1</sup></b>	<b>Group</b>	<b>Number Taking Assessment</b>	<b>Number Passing Assessment</b>	<b>Institutional Pass Rate</b>	<b>Institutional Average Scaled Score</b>	<b>Assessment Cut Score<sup>2</sup></b>	<b>Number Taking Assessment</b>	<b>Number Passing Assessment</b>	<b>Statewide Pass Rate</b>	
<b>LATIN (5601)</b>  Test Company: ETS Score Range: 100-200	All enrolled students who have completed all nonclinical courses, 2018-19									
	Other enrolled students, 2018-19									
	All program completers, 2018-19									
	All program completers, 2017-18									
	All program completers, 2016-17						1			
<b>MATHEMATICS CONTENT KNOWLEDGE (5161)</b>  Test Company: ETS Score Range: 100-200	All enrolled students who have completed all nonclinical courses, 2018-19									
	Other enrolled students, 2018-19	2				160	3			
	All program completers, 2018-19	3				160	10	7	70%	
	All program completers, 2017-18						4			
	All program completers, 2016-17	1				160	4			
<b>MUSIC CONTENT KNOWLEDGE (0113)</b>  Test Company: ETS Score Range: 100-200	All enrolled students who have completed all nonclinical courses, 2018-19									
	Other enrolled students, 2018-19									
	All program completers, 2018-19									
	All program completers, 2017-18						2			
	All program completers, 2016-17	1				161	1			
<b>PHYSICS CONTENT KNOWLEDGE (5265)</b>  Test Company: ETS Score Range: 100-200	All enrolled students who have completed all nonclinical courses, 2018-19									
	Other enrolled students, 2018-19									
	All program completers, 2018-19						1			
	All program completers, 2017-18									
	All program completers, 2016-17						1			


**Single Assessment Institution-Level Pass Rate Data: Traditional Teacher Preparation Program Within IHE**

		<b>HEOA - Title II 2018 - 2019 Academic Year</b>					<b>Statewide</b>			
<b>Institution Name</b>		<b>THE CATHOLIC UNIVERSITY</b>								
<b>Institution Code</b>		<b>5104</b>								
<b>State</b>		<b>District of Columbia</b>								
<b>Assessment Information<sup>1</sup></b>	<b>Group</b>	<b>Number Taking Assessment</b>	<b>Number Passing Assessment</b>	<b>Institutional Pass Rate</b>	<b>Institutional Average Scaled Score</b>	<b>Assessment Cut Score<sup>2</sup></b>	<b>Number Taking Assessment</b>	<b>Number Passing Assessment</b>	<b>Statewide Pass Rate</b>	
<b>PRAXIS I MATHEMATICS (DISCONTINUED) (0730)</b>  Test Company: ETS Score Range: 150-190	All enrolled students who have completed all nonclinical courses, 2018-19									
	Other enrolled students, 2018-19									
	All program completers, 2018-19									
	All program completers, 2017-18									
	All program completers, 2016-17	1				174	17	11	65%	
<b>PRAXIS I READING (DISCONTINUED) (0710)</b>  Test Company: ETS Score Range: 150-190	All enrolled students who have completed all nonclinical courses, 2018-19									
	Other enrolled students, 2018-19									
	All program completers, 2018-19									
	All program completers, 2017-18									
	All program completers, 2016-17	1				172	15	13	87%	
<b>PRAXIS I WRITING (DISCONTINUED) (0720)</b>  Test Company: ETS Score Range: 150-190	All enrolled students who have completed all nonclinical courses, 2018-19									
	Other enrolled students, 2018-19									
	All program completers, 2018-19									
	All program completers, 2017-18									
	All program completers, 2016-17	3				171	19	18	95%	
<b>PRINC LEARNING AND TEACHING 5-9 (5623)</b>  Test Company: ETS Score Range: 100-200	All enrolled students who have completed all nonclinical courses, 2018-19									
	Other enrolled students, 2018-19						1			
	All program completers, 2018-19						1			
	All program completers, 2017-18						3			
	All program completers, 2016-17	1				160	2			


**Single Assessment Institution-Level Pass Rate Data: Traditional Teacher Preparation Program Within IHE**

		<p align="center"><b>HEOA - Title II 2018 - 2019 Academic Year</b></p>					<p align="center"><b>Statewide</b></p>			
<p><b>Institution Name</b></p>		THE CATHOLIC UNIVERSITY								
<p><b>Institution Code</b></p>		5104								
<p><b>State</b></p>		District of Columbia								
<p align="center"><b>Assessment Information<sup>1</sup></b></p>		<p align="center"><b>Group</b></p>					<p align="center"><b>Statewide</b></p>			
		<p align="center"><b>Number Taking Assessment</b></p>	<p align="center"><b>Number Passing Assessment</b></p>	<p align="center"><b>Institutional Pass Rate</b></p>	<p align="center"><b>Institutional Average Scaled Score</b></p>	<p align="center"><b>Assessment Cut Score<sup>2</sup></b></p>	<p align="center"><b>Number Taking Assessment</b></p>	<p align="center"><b>Number Passing Assessment</b></p>	<p align="center"><b>Statewide Pass Rate</b></p>	
<p><i>PRINC LEARNING AND TEACHING 7-12 (5624)</i></p> <p><i>Test Company: ETS</i> <i>Score Range: 100-200</i></p>	<p>All enrolled students who have completed all nonclinical courses, 2018-19</p>									
	<p>Other enrolled students, 2018-19</p>					5				
	<p>All program completers, 2018-19</p>	7				157	49	48	98%	
	<p>All program completers, 2017-18</p>	1				157	47	46	98%	
	<p>All program completers, 2016-17</p>	9				157	71	69	97%	
<p><i>PRINC LEARNING AND TEACHING EARLY CHILD (5621)</i></p> <p><i>Test Company: ETS</i> <i>Score Range: 100-200</i></p>	<p>All enrolled students who have completed all nonclinical courses, 2018-19</p>					1				
	<p>Other enrolled students, 2018-19</p>									
	<p>All program completers, 2018-19</p>					8				
	<p>All program completers, 2017-18</p>	6				157	20	17	85%	
	<p>All program completers, 2016-17</p>	4				157	23	19	83%	
<p><i>PRINC LEARNING AND TEACHING K-6 (5622)</i></p> <p><i>Test Company: ETS</i> <i>Score Range: 100-200</i></p>	<p>All enrolled students who have completed all nonclinical courses, 2018-19</p>					3				
	<p>Other enrolled students, 2018-19</p>					14	13	93%		
	<p>All program completers, 2018-19</p>	11	11	100%	183	160	75	72	96%	
	<p>All program completers, 2017-18</p>	7				160	72	69	96%	
	<p>All program completers, 2016-17</p>	8				160	86	85	99%	
<p><i>SE CORE KNOWLEDGE &amp; APPLICATIONS (5354)</i></p> <p><i>Test Company: ETS</i> <i>Score Range: 100-200</i></p>	<p>All enrolled students who have completed all nonclinical courses, 2018-19</p>									
	<p>Other enrolled students, 2018-19</p>					6				
	<p>All program completers, 2018-19</p>					17	17	100%		
	<p>All program completers, 2017-18</p>					10	10	100%		
	<p>All program completers, 2016-17</p>	2				151	22	22	100%	

**Single Assessment Institution-Level Pass Rate Data: Traditional Teacher Preparation Program Within IHE**

		<b>HEOA - Title II 2018 - 2019 Academic Year</b>					<b>Statewide</b>			
<b>Institution Name</b>		<b>THE CATHOLIC UNIVERSITY</b>								
<b>Institution Code</b>		<b>5104</b>								
<b>State</b>		<b>District of Columbia</b>								
<b>Assessment Information<sup>1</sup></b>	<b>Group</b>	<b>Number Taking Assessment</b>	<b>Number Passing Assessment</b>	<b>Institutional Pass Rate</b>	<b>Institutional Average Scaled Score</b>	<b>Assessment Cut Score<sup>2</sup></b>	<b>Number Taking Assessment</b>	<b>Number Passing Assessment</b>	<b>Statewide Pass Rate</b>	
<b>SE TEACH STUDENTS W LEARNING DISAB (5383)</b>  <i>Test Company: ETS</i> <i>Score Range: 100-200</i>	All enrolled students who have completed all nonclinical courses, 2018-19									
	Other enrolled students, 2018-19									
	All program completers, 2018-19									
	All program completers, 2017-18									
	All program completers, 2016-17						9			
<b>SE: PRESCHOOL EARLY CHILDHOOD (5691)</b>  <i>Test Company: ETS</i> <i>Score Range: 100-200</i>	All enrolled students who have completed all nonclinical courses, 2018-19									
	Other enrolled students, 2018-19									
	All program completers, 2018-19						6			
	All program completers, 2017-18	6				159	17	15	88%	
	All program completers, 2016-17	2				159	12	10	83%	
<b>SE: TEACH STUDENTS W BEH DIS EMOTION DIST (5372)</b>  <i>Test Company: ETS</i> <i>Score Range: 100-200</i>	All enrolled students who have completed all nonclinical courses, 2018-19									
	Other enrolled students, 2018-19									
	All program completers, 2018-19						9			
	All program completers, 2017-18						7			
	All program completers, 2016-17						18	17	94%	
<b>SOCIAL STUDIES CONTENT KNOWLEDGE (0081)</b>  <i>Test Company: ETS</i> <i>Score Range: 100-200</i>	All enrolled students who have completed all nonclinical courses, 2018-19									
	Other enrolled students, 2018-19						6			
	All program completers, 2018-19	4				155	19	17	89%	
	All program completers, 2017-18						18	17	94%	
	All program completers, 2016-17	4				155	18	17	94%	

**Single Assessment Institution-Level Pass Rate Data: Traditional Teacher Preparation Program Within IHE**

		<p align="center"><b>HEOA - Title II 2018 - 2019 Academic Year</b></p>							
<b>Institution Name</b>		THE CATHOLIC UNIVERSITY							
<b>Institution Code</b>		5104							
<b>State</b>		District of Columbia							
<b>Assessment Information<sup>1</sup></b>	<b>Group</b>	<b>Number Taking Assessment</b>	<b>Number Passing Assessment</b>	<b>Institutional Pass Rate</b>	<b>Institutional Average Scaled Score</b>	<b>Assessment Cut Score<sup>2</sup></b>	<b>Statewide</b>		
							<b>Number Taking Assessment</b>	<b>Number Passing Assessment</b>	<b>Statewide Pass Rate</b>
<b>SPANISH WORLD LANGUAGE (5195)</b>  <i>Test Company: ETS</i> <i>Score Range: 100-200</i>	All enrolled students who have completed all nonclinical courses, 2018-19								
	Other enrolled students, 2018-19								
	All program completers, 2018-19								
	All program completers, 2017-18						1		
	All program completers, 2016-17						3		
<b>THEATRE (5641)</b>  <i>Test Company: ETS</i> <i>Score Range: 100-200</i>	All enrolled students who have completed all nonclinical courses, 2018-19								
	Other enrolled students, 2018-19								
	All program completers, 2018-19						1		
	All program completers, 2017-18								
	All program completers, 2016-17								
<b>WORLD LANGUAGE PEDAGOGY (5841)</b>  <i>Test Company: ETS</i> <i>Score Range: 100-200</i>	All enrolled students who have completed all nonclinical courses, 2018-19								
	Other enrolled students, 2018-19								
	All program completers, 2018-19						1		
	All program completers, 2017-18						3		
	All program completers, 2016-17						4		

Note: In cases where there are less than ten students taking the assessment or license/certificate, the number passing and pass rate are not reported.

<sup>1</sup>Tests with multiple delivery options (computer, paper, etc.) will be noted with the assessment code for one format only.

<sup>2</sup>Cut scores may vary for groups depending upon when the cut scores are established by the state and when each group completed their teacher certification or licensure assessment.



Single Assessment Institution-Level Pass Rate Data: *Traditional Teacher Preparation Program Within IHE*

February 3, 2020

<b>Statewide Average Scaled Score</b>
136
164
166
165
168
170
180
183
182
184
161
173
174
172
174
175

Single Assessment Institution-Level Pass Rate Data: *Traditional Teacher Preparation Program Within IHE*

February 3, 2020

<b>Statewide Average Scaled Score</b>
176
168
171
178
178
177
176



Single Assessment Institution-Level Pass Rate Data: *Traditional Teacher Preparation Program Within IHE*

February 3, 2020

<b>Statewide Average Scaled Score</b>
172
172
173
172
171
171
169
172

Single Assessment Institution-Level Pass Rate Data: *Traditional Teacher Preparation Program Within IHE*

February 3, 2020

Statewide Average Scaled Score
171
170
168
171
187



Single Assessment Institution-Level Pass Rate Data: *Traditional Teacher Preparation Program Within IHE*

February 3, 2020

Statewide Average Scaled Score
152

Single Assessment Institution-Level Pass Rate Data: *Traditional Teacher Preparation Program Within IHE*

February 3, 2020

Statewide Average Scaled Score
175
177
176

Single Assessment Institution-Level Pass Rate Data: *Traditional Teacher Preparation Program Within IHE*

February 3, 2020

<b>Statewide Average Scaled Score</b>
181
178
179
171
165
178
180
177
179
177
177
173

Single Assessment Institution-Level Pass Rate Data: *Traditional Teacher Preparation Program Within IHE*

February 3, 2020

<b>Statewide Average Scaled Score</b>
176
172
175
177
171
174

Single Assessment Institution-Level Pass Rate Data: *Traditional Teacher Preparation Program Within IHE*

February 3, 2020

Statewide Average Scaled Score