


**Summary Institution-Level Pass Rate Data: *Traditional Teacher Preparation Program Within IHE***

		<b>HEOA - Title II 2020 - 2021 Academic Year</b>			
<b>Institution Name</b>		The Catholic University of America			
<b>Institution Code</b>		5104			
<b>State</b>		District of Columbia			
		<b>Number Taking Assessment<sup>1</sup></b>	<b>Number Passing Assessment<sup>2</sup></b>	<b>Institutional Pass Rate</b>	<b>Number Taking Assessment<sup>1</sup></b>
<b>Group</b>					
All program completers, 2020-21		26	24	92%	155
All program completers, 2019-20		22	22	100%	166
All program completers, 2018-19		23	23	100%	175

Note: In cases where there are less than ten students taking the assessment or license/certificate, the number passing and pass rate are not reported.

<sup>1</sup> Number of completers taking one or more assessments within their area of specialization.

<sup>2</sup> Summary level “Number Taking Assessment” may differ from assessment level “Number Taking Assessment” because each student is counted once at the summary multiple assessments at the assessment level.


# Summary Institution-Level Pass Rate Data: *Traditional Teacher Preparation Program Within IHE*

April 4, 2022

<b>Statewide</b>	
<b><i>Number Passing Assessment<sup>2</sup></i></b>	<b><i>Statewide Pass Rate</i></b>
127	82%
141	85%
142	81%


level but may be counted in

**Single Assessment Institution-Level Pass Rate Data: Traditional Teacher Preparation Program Within IHE**


	<b>HEOA - Title II 2020 - 2021 Academic Year</b>
	<b>Institution Name</b> The Catholic University of America
	<b>Institution Code</b> 5104
	<b>State</b> District of Columbia

Assessment Information <sup>1</sup>	Group	Number Taking Assessment	Number Passing Assessment	Institutional Pass Rate	Institutional Average Scaled Score	Assessment Cut Score <sup>2</sup>	Statewide		
							Number Taking Assessment	Number Passing Assessment	Statewide Pass Rate
<b>BIOLOGY CONTENT KNOWLEDGE (0235)</b>  Test Company: ETS Score Range: 100-200	All enrolled students who have completed all nonclinical courses, 2020-21								
	Other enrolled students, 2020-21						2		
	All program completers, 2020-21						1		
	All program completers, 2019-20								
	All program completers, 2018-19						2		
<b>CHEMISTRY CONTENT KNOWLEDGE (0245)</b>  Test Company: ETS Score Range: 100-200	All enrolled students who have completed all nonclinical courses, 2020-21								
	Other enrolled students, 2020-21								
	All program completers, 2020-21								
	All program completers, 2019-20								
	All program completers, 2018-19						1		
<b>CHINESE (MANDARIN) WORLD LANGUAGE (5665)</b>  Test Company: ETS Score Range: 100-200	All enrolled students who have completed all nonclinical courses, 2020-21								
	Other enrolled students, 2020-21								
	All program completers, 2020-21						2		
	All program completers, 2019-20						2		
	All program completers, 2018-19								
<b>CORE ACADEMIC SKILLS FOR ED: MATH (5732)</b>  Test Company: ETS Score Range: 100-200	All enrolled students who have completed all nonclinical courses, 2020-21						7		
	Other enrolled students, 2020-21						46	33	72%
	All program completers, 2020-21						43	35	81%
	All program completers, 2019-20	4				150	92	82	89%
	All program completers, 2018-19	16	16	100%	175	150	151	132	87%


**Single Assessment Institution-Level Pass Rate Data: Traditional Teacher Preparation Program Within IHE**

		<p align="center"><b>HEOA - Title II 2020 - 2021 Academic Year</b></p>					<p align="center"><b>Statewide</b></p>			
<p><b>Institution Name</b></p>		The Catholic University of America								
<p><b>Institution Code</b></p>		5104								
<p><b>State</b></p>		District of Columbia								
<p align="center"><b>Assessment Information<sup>1</sup></b></p>	<p align="center"><b>Group</b></p>	<p align="center"><b>Number Taking Assessment</b></p>	<p align="center"><b>Number Passing Assessment</b></p>	<p align="center"><b>Institutional Pass Rate</b></p>	<p align="center"><b>Institutional Average Scaled Score</b></p>	<p align="center"><b>Assessment Cut Score<sup>2</sup></b></p>	<p align="center"><b>Number Taking Assessment</b></p>	<p align="center"><b>Number Passing Assessment</b></p>	<p align="center"><b>Statewide Pass Rate</b></p>	
<p><b>CORE ACADEMIC SKILLS FOR ED: READING (5712)</b></p> <p><i>Test Company: ETS</i> <i>Score Range: 100-200</i></p>	All enrolled students who have completed all nonclinical courses, 2020-21						8			
	Other enrolled students, 2020-21						51	47	92%	
	All program completers, 2020-21	1				156	48	47	98%	
	All program completers, 2019-20	4				156	97	95	98%	
	All program completers, 2018-19	16	16	100%	188	156	154	146	95%	
<p><b>CORE ACADEMIC SKILLS FOR ED: WRITING (5722)</b></p> <p><i>Test Company: ETS</i> <i>Score Range: 100-200</i></p>	All enrolled students who have completed all nonclinical courses, 2020-21						9			
	Other enrolled students, 2020-21	10	10	100%	176	162	93	85	91%	
	All program completers, 2020-21	18	18	100%	176	162	77	75	97%	
	All program completers, 2019-20	21	21	100%	176	162	122	118	97%	
	All program completers, 2018-19	22	22	100%	179	162	163	147	90%	
<p><b>CORE ACADEMIC SKILLS FOR EDUCATORS: MATH (5733)</b></p> <p><i>Test Company: ETS</i> <i>Score Range: 100-200</i></p>	All enrolled students who have completed all nonclinical courses, 2020-21						4			
	Other enrolled students, 2020-21	2				150	57	44	77%	
	All program completers, 2020-21	3				150	54	49	91%	
	All program completers, 2019-20						26	23	88%	
	All program completers, 2018-19						6			
<p><b>CORE ACADEMIC SKILLS FOR EDUCATORS: READING (5713)</b></p> <p><i>Test Company: ETS</i> <i>Score Range: 100-200</i></p>	All enrolled students who have completed all nonclinical courses, 2020-21						3			
	Other enrolled students, 2020-21	2				156	52	43	83%	
	All program completers, 2020-21	2				156	51	44	86%	
	All program completers, 2019-20						21	19	90%	
	All program completers, 2018-19						1			


**Single Assessment Institution-Level Pass Rate Data: Traditional Teacher Preparation Program Within IHE**

		<p align="center"><b>HEOA - Title II 2020 - 2021 Academic Year</b></p>					<p align="center"><b>Statewide</b></p>			
<p><b>Institution Name</b></p>		The Catholic University of America								
<p><b>Institution Code</b></p>		5104								
<p><b>State</b></p>		District of Columbia								
<p align="center"><b>Assessment Information<sup>1</sup></b></p>	<p align="center"><b>Group</b></p>	<p align="center"><b>Number Taking Assessment</b></p>	<p align="center"><b>Number Passing Assessment</b></p>	<p align="center"><b>Institutional Pass Rate</b></p>	<p align="center"><b>Institutional Average Scaled Score</b></p>	<p align="center"><b>Assessment Cut Score<sup>2</sup></b></p>	<p align="center"><b>Number Taking Assessment</b></p>	<p align="center"><b>Number Passing Assessment</b></p>	<p align="center"><b>Statewide Pass Rate</b></p>	
<p><b>CORE ACADEMIC SKILLS FOR EDUCATORS: WRITING (5723)</b></p> <p>Test Company: ETS Score Range: 100-200</p>	All enrolled students who have completed all nonclinical courses, 2020-21						5			
	Other enrolled students, 2020-21	32	32	100%	177	162	142	123	87%	
	All program completers, 2020-21	4				162	62	54	87%	
	All program completers, 2019-20						29	24	83%	
	All program completers, 2018-19	1				162	4			
<p><b>EARLY CHILDHOOD CONTENT KNOWLEDGE (DISCONTINUED) (5022)</b></p> <p>Test Company: ETS Score Range: 100-200</p>	All enrolled students who have completed all nonclinical courses, 2020-21									
	Other enrolled students, 2020-21									
	All program completers, 2020-21									
	All program completers, 2019-20									
	All program completers, 2018-19						1			
<p><b>EARLY CHILDHOOD EDUCATION (5025)</b></p> <p>Test Company: ETS Score Range: 100-200</p>	All enrolled students who have completed all nonclinical courses, 2020-21						5			
	Other enrolled students, 2020-21	5				156	18	16	89%	
	All program completers, 2020-21	4				156	14	12	86%	
	All program completers, 2019-20	4				156	23	22	96%	
	All program completers, 2018-19	2				156	17	15	88%	
<p><b>ELEM ED MULTI SUBJ MATHEMATICS (5003)</b></p> <p>Test Company: ETS Score Range: 100-200</p>	All enrolled students who have completed all nonclinical courses, 2020-21						4			
	Other enrolled students, 2020-21	3				157	35	27	77%	
	All program completers, 2020-21	14	13	93%	177	157	69	60	87%	
	All program completers, 2019-20	9				157	77	73	95%	
	All program completers, 2018-19	12	12	100%	182	157	63	60	95%	

**Single Assessment Institution-Level Pass Rate Data: Traditional Teacher Preparation Program Within IHE**


		<p align="center"><b>HEOA - Title II 2020 - 2021 Academic Year</b></p>					<p align="center"><b>Statewide</b></p>			
<p><b>Institution Name</b></p>		The Catholic University of America								
<p><b>Institution Code</b></p>		5104								
<p><b>State</b></p>		District of Columbia								
<p><b>Assessment Information<sup>1</sup></b></p>	<p><b>Group</b></p>	<p><b>Number Taking Assessment</b></p>	<p><b>Number Passing Assessment</b></p>	<p><b>Institutional Pass Rate</b></p>	<p><b>Institutional Average Scaled Score</b></p>	<p><b>Assessment Cut Score<sup>2</sup></b></p>	<p><b>Number Taking Assessment</b></p>	<p><b>Number Passing Assessment</b></p>	<p><b>Statewide Pass Rate</b></p>	
<p><b>ELEM ED MULTI SUBJ READING LANG ARTS (5002)</b></p> <p><i>Test Company: ETS</i> <i>Score Range: 100-200</i></p>	All enrolled students who have completed all nonclinical courses, 2020-21						3			
	Other enrolled students, 2020-21	3				157	35	28	80%	
	All program completers, 2020-21	14	14	100%	173	157	68	64	94%	
	All program completers, 2019-20	9				157	77	72	94%	
	All program completers, 2018-19	12	12	100%	173	157	63	61	97%	
<p><b>ELEM ED MULTI SUBJ SCIENCES (5005)</b></p> <p><i>Test Company: ETS</i> <i>Score Range: 100-200</i></p>	All enrolled students who have completed all nonclinical courses, 2020-21						4			
	Other enrolled students, 2020-21	3				159	34	24	71%	
	All program completers, 2020-21	14	13	93%	172	159	67	59	88%	
	All program completers, 2019-20	9				159	77	74	96%	
	All program completers, 2018-19	12	12	100%	172	159	63	59	94%	
<p><b>ELEM ED MULTI SUBJ SOCIAL STUDIES (5004)</b></p> <p><i>Test Company: ETS</i> <i>Score Range: 100-200</i></p>	All enrolled students who have completed all nonclinical courses, 2020-21						4			
	Other enrolled students, 2020-21	3				155	36	26	72%	
	All program completers, 2020-21	14	12	86%	167	155	68	58	85%	
	All program completers, 2019-20	9				155	77	70	91%	
	All program completers, 2018-19	12	12	100%	174	155	63	59	94%	
<p><b>ENGLISH LANGUAGE ARTS: CK (5038)</b></p> <p><i>Test Company: ETS</i> <i>Score Range: 100-200</i></p>	All enrolled students who have completed all nonclinical courses, 2020-21									
	Other enrolled students, 2020-21	1				167	2			
	All program completers, 2020-21	4				167	12	11	92%	
	All program completers, 2019-20	5				167	14	14	100%	
	All program completers, 2018-19	1				167	9			

**Single Assessment Institution-Level Pass Rate Data: Traditional Teacher Preparation Program Within IHE**

	<b>HEOA - Title II 2020 - 2021 Academic Year</b>
	<b>Institution Name</b> The Catholic University of America
	<b>Institution Code</b> 5104
	<b>State</b> District of Columbia


Assessment Information <sup>1</sup>	Group	Number Taking Assessment	Number Passing Assessment	Institutional Pass Rate	Institutional Average Scaled Score	Assessment Cut Score <sup>2</sup>	Statewide		
							Number Taking Assessment	Number Passing Assessment	Statewide Pass Rate
<b>ENGLISH TO SPEAKERS OF OTHER LANGUAGES (5362)</b>  Test Company: ETS Score Range: 100-200	All enrolled students who have completed all nonclinical courses, 2020-21								
	Other enrolled students, 2020-21								
	All program completers, 2020-21						4		
	All program completers, 2019-20						3		
	All program completers, 2018-19						2		
<b>FRENCH WORLD LANGUAGE (5174)</b>  Test Company: ETS Score Range: 100-200	All enrolled students who have completed all nonclinical courses, 2020-21								
	Other enrolled students, 2020-21						1		
	All program completers, 2020-21						1		
	All program completers, 2019-20								
	All program completers, 2018-19						1		
<b>GENERAL SCI CONTENT KNOWLEDGE (0435)</b>  Test Company: ETS Score Range: 100-200	All enrolled students who have completed all nonclinical courses, 2020-21								
	Other enrolled students, 2020-21								
	All program completers, 2020-21								
	All program completers, 2019-20								
	All program completers, 2018-19						2		
<b>HEALTH AND PE (5857)</b>  Test Company: ETS Score Range: 100-200	All enrolled students who have completed all nonclinical courses, 2020-21								
	Other enrolled students, 2020-21								
	All program completers, 2020-21								
	All program completers, 2019-20						1		
	All program completers, 2018-19						1		

**Single Assessment Institution-Level Pass Rate Data: Traditional Teacher Preparation Program Within IHE**


		<b>HEOA - Title II 2020 - 2021 Academic Year</b>					<b>Statewide</b>			
<b>Institution Name</b>		<b>The Catholic University of America</b>								
<b>Institution Code</b>		<b>5104</b>								
<b>State</b>		<b>District of Columbia</b>								
<b>Assessment Information<sup>1</sup></b>	<b>Group</b>	<b>Number Taking Assessment</b>	<b>Number Passing Assessment</b>	<b>Institutional Pass Rate</b>	<b>Institutional Average Scaled Score</b>	<b>Assessment Cut Score<sup>2</sup></b>	<b>Number Taking Assessment</b>	<b>Number Passing Assessment</b>	<b>Statewide Pass Rate</b>	
<b>MATHEMATICS CONTENT KNOWLEDGE (5161)</b>  <i>Test Company: ETS</i> <i>Score Range: 100-200</i>	All enrolled students who have completed all nonclinical courses, 2020-21									
	Other enrolled students, 2020-21						5			
	All program completers, 2020-21	1				160	2			
	All program completers, 2019-20	2				160	4			
	All program completers, 2018-19	3				160	10	7	70%	
<b>MIDDLE SCHOOL SCIENCE (5440)</b>  <i>Test Company: ETS</i> <i>Score Range: 100-200</i>	All enrolled students who have completed all nonclinical courses, 2020-21									
	Other enrolled students, 2020-21									
	All program completers, 2020-21						1			
	All program completers, 2019-20									
	All program completers, 2018-19									
<b>MUSIC CONTENT KNOWLEDGE (0113)</b>  <i>Test Company: ETS</i> <i>Score Range: 100-200</i>	All enrolled students who have completed all nonclinical courses, 2020-21									
	Other enrolled students, 2020-21									
	All program completers, 2020-21						1			
	All program completers, 2019-20									
	All program completers, 2018-19									
<b>PHYSICS CONTENT KNOWLEDGE (5265)</b>  <i>Test Company: ETS</i> <i>Score Range: 100-200</i>	All enrolled students who have completed all nonclinical courses, 2020-21									
	Other enrolled students, 2020-21									
	All program completers, 2020-21									
	All program completers, 2019-20									
	All program completers, 2018-19						1			




**Single Assessment Institution-Level Pass Rate Data: Traditional Teacher Preparation Program Within IHE**

		<b>HEOA - Title II 2020 - 2021 Academic Year</b>					<b>Statewide</b>			
<b>Institution Name</b>		<b>The Catholic University of America</b>								
<b>Institution Code</b>		<b>5104</b>								
<b>State</b>		<b>District of Columbia</b>								
<b>Assessment Information<sup>1</sup></b>	<b>Group</b>	<b>Number Taking Assessment</b>	<b>Number Passing Assessment</b>	<b>Institutional Pass Rate</b>	<b>Institutional Average Scaled Score</b>	<b>Assessment Cut Score<sup>2</sup></b>	<b>Number Taking Assessment</b>	<b>Number Passing Assessment</b>	<b>Statewide Pass Rate</b>	
<b>PRINC LEARNING AND TEACHING 5-9 (5623)</b>  <i>Test Company: ETS</i> <i>Score Range: 100-200</i>	All enrolled students who have completed all nonclinical courses, 2020-21									
	Other enrolled students, 2020-21									
	All program completers, 2020-21						4			
	All program completers, 2019-20						1			
	All program completers, 2018-19						1			
<b>PRINC LEARNING AND TEACHING 7-12 (5624)</b>  <i>Test Company: ETS</i> <i>Score Range: 100-200</i>	All enrolled students who have completed all nonclinical courses, 2020-21						1			
	Other enrolled students, 2020-21						8			
	All program completers, 2020-21	6				157	35	33	94%	
	All program completers, 2019-20	7				157	34	34	100%	
	All program completers, 2018-19	8				157	51	51	100%	
<b>PRINC LEARNING AND TEACHING EARLY CHILD (5621)</b>  <i>Test Company: ETS</i> <i>Score Range: 100-200</i>	All enrolled students who have completed all nonclinical courses, 2020-21						5			
	Other enrolled students, 2020-21						4			
	All program completers, 2020-21	4				157	18	15	83%	
	All program completers, 2019-20	6				157	24	23	96%	
	All program completers, 2018-19						8			
<b>PRINC LEARNING AND TEACHING K-6 (5622)</b>  <i>Test Company: ETS</i> <i>Score Range: 100-200</i>	All enrolled students who have completed all nonclinical courses, 2020-21						4			
	Other enrolled students, 2020-21						18	17	94%	
	All program completers, 2020-21	7				160	62	59	95%	
	All program completers, 2019-20	8				160	75	74	99%	
	All program completers, 2018-19	11	11	100%	183	160	78	75	96%	

**Single Assessment Institution-Level Pass Rate Data: Traditional Teacher Preparation Program Within IHE**

		<p align="center"><b>HEOA - Title II 2020 - 2021 Academic Year</b></p>					<p align="center"><b>Statewide</b></p>				
<p><b>Institution Name</b></p>		The Catholic University of America					<p><b>Number Taking Assessment</b></p>		<p><b>Number Passing Assessment</b></p>		<p><b>Statewide Pass Rate</b></p>
<p><b>Institution Code</b></p>		5104									
<p><b>State</b></p>		District of Columbia									
<p><b>Assessment Information<sup>1</sup></b></p>		<p><b>Group</b></p>	<p><b>Number Taking Assessment</b></p>	<p><b>Number Passing Assessment</b></p>	<p><b>Institutional Pass Rate</b></p>	<p><b>Institutional Average Scaled Score</b></p>	<p><b>Assessment Cut Score<sup>2</sup></b></p>				
<p><b>SE CORE KNOWLEDGE &amp; APPLICATIONS (5354)</b></p> <p><i>Test Company: ETS</i> <i>Score Range: 100-200</i></p>	All enrolled students who have completed all nonclinical courses, 2020-21							3			
	Other enrolled students, 2020-21							10	10	100%	
	All program completers, 2020-21							15	15	100%	
	All program completers, 2019-20							7			
	All program completers, 2018-19							19	19	100%	
<p><b>SE: PRESCHOOL EARLY CHILDHOOD (5691)</b></p> <p><i>Test Company: ETS</i> <i>Score Range: 100-200</i></p>	All enrolled students who have completed all nonclinical courses, 2020-21										
	Other enrolled students, 2020-21										
	All program completers, 2020-21							7			
	All program completers, 2019-20		2				159	4			
	All program completers, 2018-19							6			
<p><b>SE: TEACH STUDENTS W BEH DIS EMOTION DIST (5372)</b></p> <p><i>Test Company: ETS</i> <i>Score Range: 100-200</i></p>	All enrolled students who have completed all nonclinical courses, 2020-21										
	Other enrolled students, 2020-21							2			
	All program completers, 2020-21							4			
	All program completers, 2019-20							1			
	All program completers, 2018-19							9			
<p><b>SOCIAL STUDIES CONTENT KNOWLEDGE (0081)</b></p> <p><i>Test Company: ETS</i> <i>Score Range: 100-200</i></p>	All enrolled students who have completed all nonclinical courses, 2020-21							1			
	Other enrolled students, 2020-21							11	11	100%	
	All program completers, 2020-21		3				155	16	15	94%	
	All program completers, 2019-20							14	14	100%	
	All program completers, 2018-19		4				155	19	18	95%	

**Single Assessment Institution-Level Pass Rate Data: Traditional Teacher Preparation Program Within IHE**

		<b>HEOA - Title II 2020 - 2021 Academic Year</b>							
<b>Institution Name</b>		The Catholic University of America							
<b>Institution Code</b>		5104							
<b>State</b>		District of Columbia							
<b>Assessment Information<sup>1</sup></b>	<b>Group</b>	<b>Number Taking Assessment</b>	<b>Number Passing Assessment</b>	<b>Institutional Pass Rate</b>	<b>Institutional Average Scaled Score</b>	<b>Assessment Cut Score<sup>2</sup></b>	<b>Statewide</b>		
							<b>Number Taking Assessment</b>	<b>Number Passing Assessment</b>	<b>Statewide Pass Rate</b>
<b>SPANISH WORLD LANGUAGE (5195)</b>  <i>Test Company: ETS</i> <i>Score Range: 100-200</i>	All enrolled students who have completed all nonclinical courses, 2020-21								
	Other enrolled students, 2020-21								
	All program completers, 2020-21						1		
	All program completers, 2019-20								
	All program completers, 2018-19								
<b>THEATRE (5641)</b>  <i>Test Company: ETS</i> <i>Score Range: 100-200</i>	All enrolled students who have completed all nonclinical courses, 2020-21								
	Other enrolled students, 2020-21								
	All program completers, 2020-21								
	All program completers, 2019-20								
	All program completers, 2018-19						1		
<b>WORLD LANGUAGE PEDAGOGY (5841)</b>  <i>Test Company: ETS</i> <i>Score Range: 100-200</i>	All enrolled students who have completed all nonclinical courses, 2020-21								
	Other enrolled students, 2020-21						1		
	All program completers, 2020-21						4		
	All program completers, 2019-20						2		
	All program completers, 2018-19						1		

Note: In cases where there are less than ten students taking the assessment or license/certificate, the number passing and pass rate are not reported.

<sup>1</sup>Tests with multiple delivery options (computer, paper, etc.) will be noted with the assessment code for one format only.

<sup>2</sup>Cut scores may vary for groups depending upon when the cut scores are established by the state and when each group completed their teacher certification or licensure assessment.



Single Assessment Institution-Level Pass Rate Data: *Traditional Teacher Preparation Program Within IHE*

April 4, 2022

<b>Statewide Average Scaled Score</b>
175
181
182
184
172
174
174
174
165
176
173
176
180
185

Single Assessment Institution-Level Pass Rate Data: *Traditional Teacher Preparation Program Within IHE*

April 4, 2022

<b>Statewide Average Scaled Score</b>
174
172
172
169
170
173
169
173
174
179
178

Single Assessment Institution-Level Pass Rate Data: *Traditional Teacher Preparation Program Within IHE*

April 4, 2022

<b>Statewide Average Scaled Score</b>
166
172
173
172
167
171
172
171
165
169
173
170
185
185







Single Assessment Institution-Level Pass Rate Data: *Traditional Teacher Preparation Program Within IHE*

April 4, 2022

Statewide Average Scaled Score
180
183
181
169
170
175
176
179
180



